

Rainfall forecast for 1 - 8 August 2023

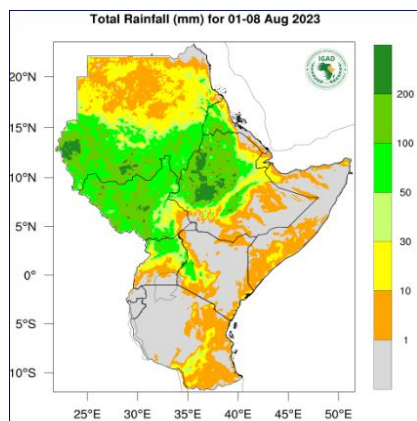


Figure 1 – Total rainfall forecast for 1-8 Aug, 2023 (Source: ICPAC¹)

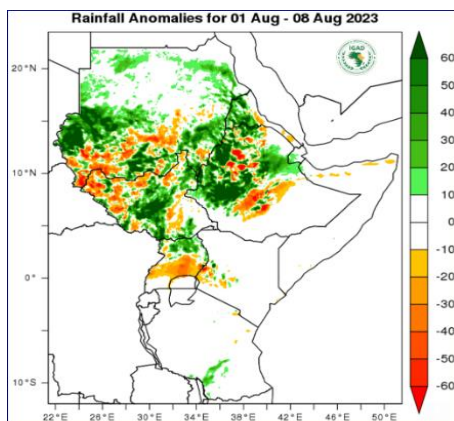


Figure 2 – Rainfall anomalies forecast for 1-8 Aug, 2023 (Source: ICPAC)

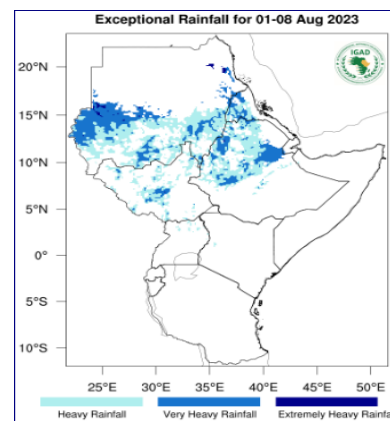


Figure 3 – Exceptional rainfall forecast for 1-8 Aug, 2023 (Source: ICPAC)

Figure 1 above indicates, moderate rainfall (50–200 mm - colored green) is expected over much of the country, while light rainfall (less than 50 mm - colored yellow and orange) is expected over south-eastern parts of the country such as parts of Torit, Lafon, Budi, greater Kapoeta in Eastern Equatoria State; parts of Jonglei State and much of Pibor Administrative Area. Figure 3 shows that heavy to very heavy rainfall (colored blue) is expected in central and isolated areas in northern and southern parts of the country. Flooding is likely to occur in flood prone areas.

In terms of rainfall anomalies (Figure 2 above), wetter than usual conditions (colored dark green) are expected over central and isolated areas in southern parts of the country, while drier than usual conditions (colored orange and yellow) are expected over north-western parts of the country.

Temperature forecast for 1 – 8 August 2023

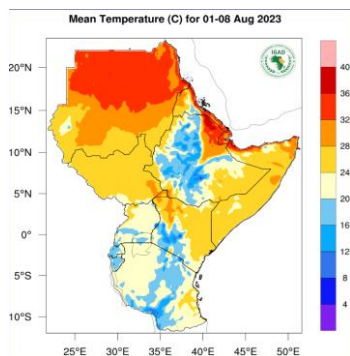


Figure 4 – Mean temperature forecast for 1-8 Aug, 2023 (Source: ICPAC)

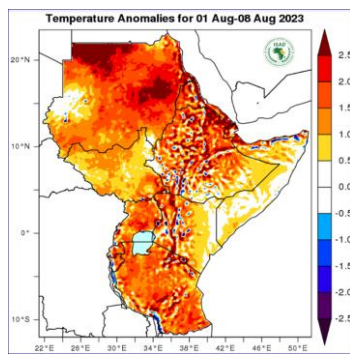


Figure 5 – Temperature Anomalies 1-8 Aug, 2023 (Source: ICPAC)

Figure 4 indicates moderate temperatures (20 - 32 °C) are expected over South Sudan.

According to the temperature anomalies map (Figure 5), warmer than usual temperatures (colored yellow and orange) are predicted over most parts of the country.

¹ <https://www.icpac.net/weekly-forecast/>

This weather bulletin is produced by FAO South Sudan’s projects .i e BREFONS, Funded by African Development Bank and ELRP & RALP Funded by World Bank and NORWEGIAN Project Funded by Norwegian Government.