

Rainfall Forecast for 16-23 Jan 2024

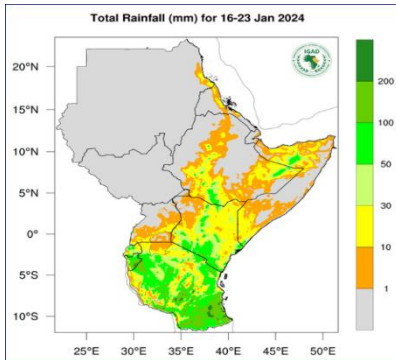


Figure 1 – Total rainfall forecast for 16-23 Jan 24 (Source: ICPAC/ICPAC¹)

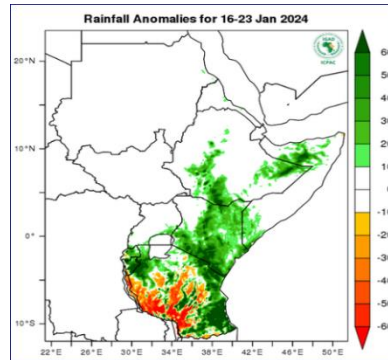


Figure 2 – Rainfall anomalies forecast for 16-23 Jan 24 (Source: ICPAC)

Figure 1 indicates dry conditions (colored grey) are expected over most parts of South Sudan, typical of this time of the year.

In terms of rainfall anomalies (Figure 2), South Sudan is expected to experience normal conditions associated with this time of the year.

Temperature Forecast for 16-23 Jan 2024

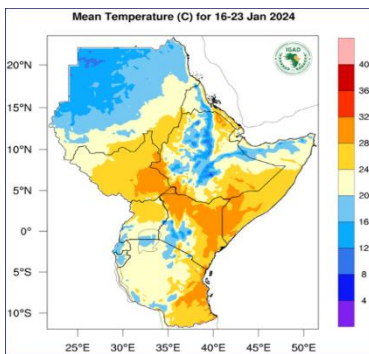


Figure 3 – Mean temperature forecast for 16-23 Jan 24 (Source: ICPAC)

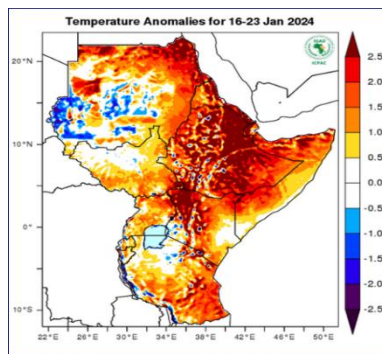


Figure 4 – Temperature Anomalies for 16-23 Jan 24 (Source: ICPAC)

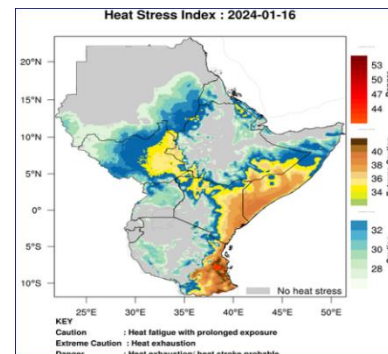


Figure 5– Heat Stress Index: 03 Jan 2024 for 16-23 Jan 24 (Source: ICPAC)

Figure 3 above indicates moderate to high temperatures (20 - 32 °C, colored orange and yellow) are expected over most parts of South Sudan. Figure 5 above indicates elevated levels of heat stress (colored yellow) are likely in eastern regions of South Sudan.

According to the temperature anomalies map (Figure 4 above) warmer than usual temperatures (colored reddish) are expected over most parts of South Sudan with isolated regions of normal temperatures (colored cyan) in the north- western parts of the country.

¹ <https://www.icpac.net/weekly-forecast/>

This weather bulletin is produced by FAO South Sudan’s projects’ i.e BREFONS, Funded by African Development Bank and ELRP & RALP Funded by World Bank, NORWEGIAN Project Funded by Norwegian Government and Swiss Agency for Development and Cooperation (SDC) Project, funded by Swiss government.

Visit the CLIMIS Portal: <http://www.climis-southsudan.org>

View Rain Gauge Data on the CLIMIS Portal: http://www.climis-southsudan.org/agromet/rainfall_data

For more details, contact: FAO South Sudan: FAO-South-Sudan@fao.org